



**ELEGANT**™

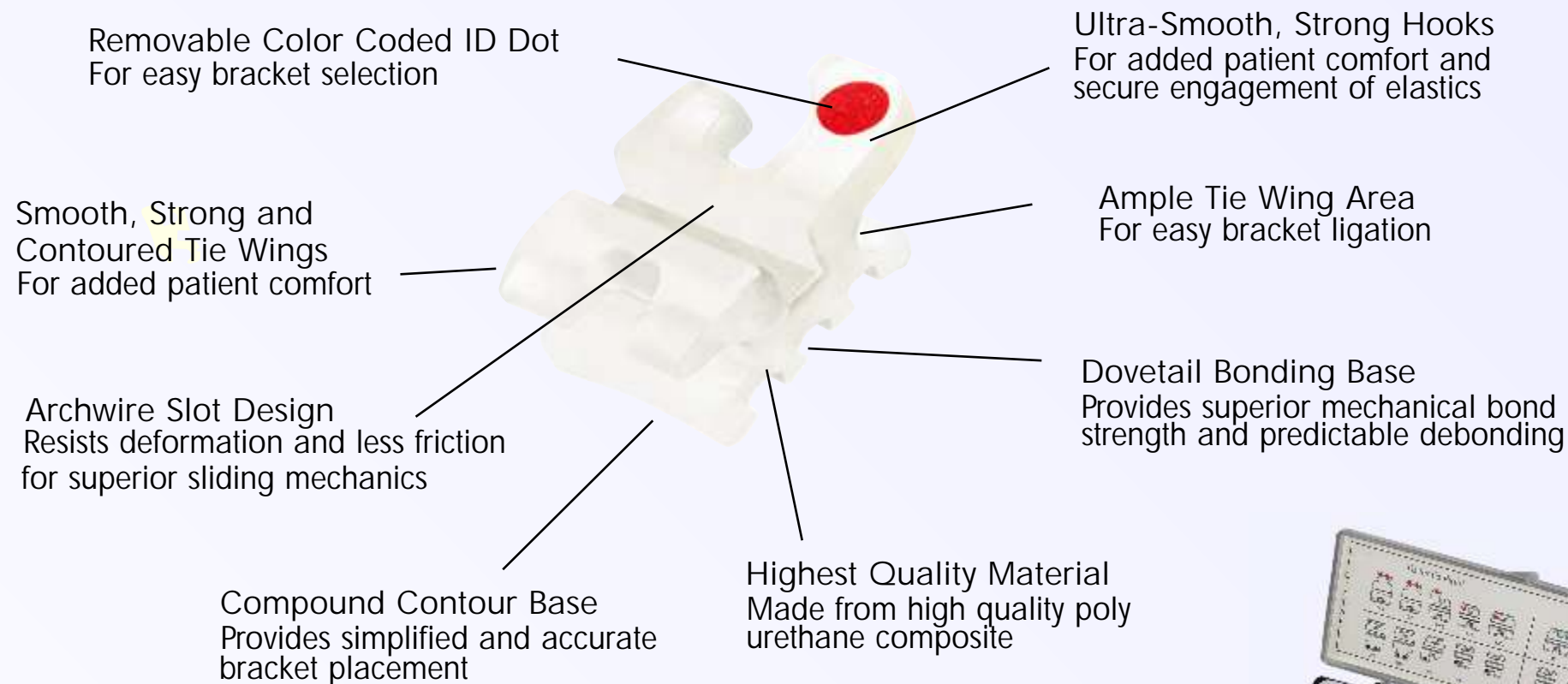
Composite Bracket System

Compare to Orthoflex™ by Ortho Technology, Quantum™ by Masel, Superior™ by Dynaflex



## Composite bracket system That Combines.....

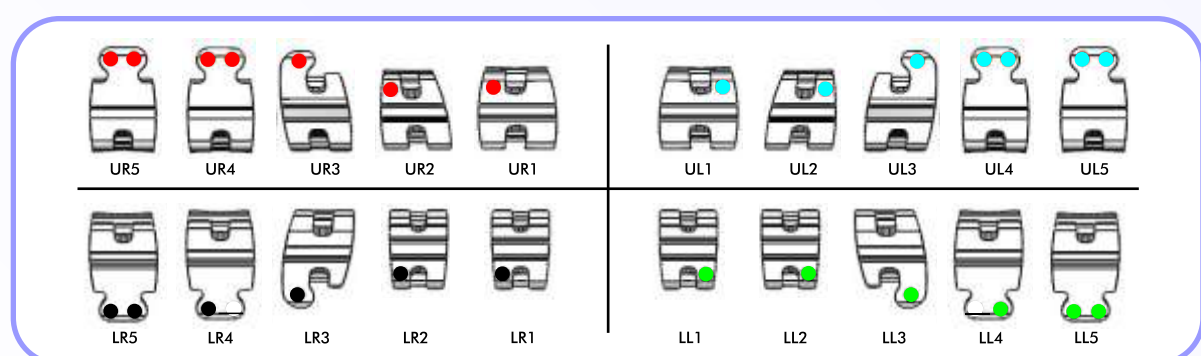
- Nano Particle Coating  
Highly Resistant to Stains  
Impervious to liquids
- Dove Tail Grooves  
for pure mechanical bonding
- Bonding Like Metal Bracket  
No Need of a plastic primer!  
Also debonds like metal



**ELEGANT**™

Composite Bracket System

Compare to Orthoflex™ by Ortho Technology, Quantum™ by Masel, Superior™ by Dynaflex



E-mail : modortho@gmail.com

Website : www.modortho.com

**ELEGANT**™

**Roth Prescription**

Maxillary Arch	Torq.	Ang.	Width	R/L	.018" Slot	.022" Slot
11 Central	+12°	+5°	.155"	R	BTE-R8-001	BTE-R2-001
				L	BTE-R8-002	BTE-R2-002
22 Lateral	+8°	+9°	.130"	R	BTE-R8-003	BTE-R2-003
				L	BTE-R8-004	BTE-R2-004
33 Cuspid with hook	0°	+11°	.131"	R	BTE-R8-005	BTE-R2-005
				L	BTE-R8-006	BTE-R2-006
33 Cuspid	0°	+11°	.131"	R	BTE-R8-007	BTE-R2-007
				L	BTE-R8-008	BTE-R2-008
44 Bicuspids	-7°	0°	.130"	U	BTE-R8-009	BTE-R2-009
				R	BTE-R8-010	BTE-R2-010
				L	BTE-R8-011	BTE-R2-011

**Patient Kits**

Description	.018" Slot	.022" Slot
Upper/Lower 5x5 No Hooks	BKE-E8-100	BKE-R2-100
Upper/Lower 5x5 Hooks on Cuspids	BKE-E8-102	BKE-R2-102
Upper/Lower 5x5 Hooks 3, 4 & 5	BKE-E8-104	BKE-R2-104
Upper/Lower 3x3 Hooks, 3	BKE-E8-106	BKE-R2-106
Upper/Lower 3x3 No Hooks	BKE-E8-108	BKE-R2-108

**MBT Prescription**

Maxillary Arch	Torq.	Ang.	Width	R/L	.018" Slot	.022" Slot
11 Central	+17°	+4°	.155"	R	BTE-M8-101	BTE-M2-101
				L	BTE-M8-102	BTE-M2-102
22 Lateral	+10°	+8°	.133"	R	BTE-M8-103	BTE-M2-103
				L	BTE-M8-104	BTE-M2-104
33 Cuspid with hook	0°	+9°	.131"	R	BTE-M8-105	BTE-M2-105
				L	BTE-M8-106	BTE-M2-106
33 Cuspid	0°	+9°	.131"	R	BTE-M8-107	BTE-M2-107
				L	BTE-M8-108	BTE-M2-108
33 Cuspid with hook	-7°	+9°	.131"	R	BTE-M8-109	BTE-M2-109
				L	BTE-M8-110	BTE-M2-110
33 Cuspid	-7°	+9°	.131"	R	BTE-M8-111	BTE-M2-111
				L	BTE-M8-112	BTE-M2-112
44 Bicuspids with hook	-7°	0°	.130"	R	BTE-M8-113	BTE-M2-113
				L	BTE-M8-114	BTE-M2-114
44 Bicuspids	-7°	0°	.130"	U	BTE-M8-115	BTE-M2-115

**Patient Kits**

Description	.018" Slot	.022" Slot
Upper/Lower 5x5 No Hooks	BKE-E8-100	BKE-E2-100
Upper/Lower 5x5 Hooks on Cuspids	BKE-E8-102	BKE-E2-102
Upper/Lower 5x5 Hooks 3, 4 & 5	BKE-E8-104	BKE-E2-104
Upper/Lower 3x3 Hooks, 3	BKE-E8-106	BKE-E2-106
Upper/Lower 3x3 No Hooks	BKE-E8-108	BKE-E2-108

**Standard Edgewise Prescription**

Maxillary Arch	Torq.	Ang.	Width	R/L	.018" Slot	.022" Slot
11 Central	0°	0°	.155"	R	BTE-E8-401	BTE-E2-401
				L	BTE-E8-402	BTE-E2-402
22 Lateral	0°	0°	.133"	R	BTE-E8-403	BTE-E2-403
				L	BTE-E8-404	BTE-E2-404
33 Cuspid	0°	0°	.131"	R	BTE-E8-405	BTE-E2-405
				L	BTE-E8-406	BTE-E2-406
33 Cuspid with hook	0°	0°	.131"	R	BTE-E8-407	BTE-E2-407
				L	BTE-E8-408	BTE-E2-408
44 Bicuspids	0°	0°	.130"	U	BTE-E8-409	BTE-E2-409
				R	BTE-E8-410	BTE-E2-410
				L	BTE-E8-411	BTE-E2-411
44 Bicuspids with hook	0°	0°	.130"	R	BTE-E8-412	BTE-E2-412
				L	BTE-E8-413	BTE-E2-413
44 Bicuspids with hook	0°	0°	.130"	R	BTE-E8-414	BTE-E2-414
				L	BTE-E8-415	BTE-E2-415

**Patient Kits**

Description	.018" Slot	.022" Slot
Upper/Lower 5x5 No Hooks	BKE-E8-100	BKE-E2-100
Upper/Lower 5x5 Hooks on Cuspids	BKE-E8-102	BKE-E2-102
Upper/Lower 5x5 Hooks 3, 4 & 5	BKE-E8-104	BKE-E2-104
Upper/Lower 3x3 Hooks, 3	BKE-E8-106	BKE-E2-106
Upper/Lower 3x3 No Hooks	BKE-E8-108	BKE-E2-108

**Roth Prescription**

Mandibular Arch	Torq.	Ang.	Width	R/L	.018" Slot	.022" Slot
22 Lower Anterior	0°	0°	.110"	U	BTE-M8-015	BTE-R2-015
				R	BTE-M8-016	BTE-R2-016
33 Cuspid with hook	-11°	+5°	.130"	R	BTE-M8-017	BTE-R2-017
				L	BTE-M8-018	BTE-R2-018
33 Cuspid	-11°	+5°	.130"	R	BTE-M8-019	BTE-R2-019
				L	BTE-M8-020	BTE-R2-020
44 1" Bicuspids	-17°	0°	.130"	U	BTE-M8-021	BTE-R2-021
				R	BTE-M8-022	BTE-R2-022
44 1" Bicuspids with hook	-17°	0°	.130"	R	BTE-M8-023	BTE-R2-023
				L	BTE-M8-024	BTE-R2-024
55 2" Bicuspids	-22°	0°	.130"	U	BTE-M8-025	BTE-R2-025
				R	BTE-M8-026	BTE-R2-026
55 2" Bicuspids with hook	-22°	0°	.130"	R	BTE-M8-027	BTE-R2-027
				L	BTE-M8-028	BTE-R2-028

\*The Modern Orthodontics version of the Roth is not implied to be an exact version of any other system, nor do we claim any endorsement of Dr. Roth.

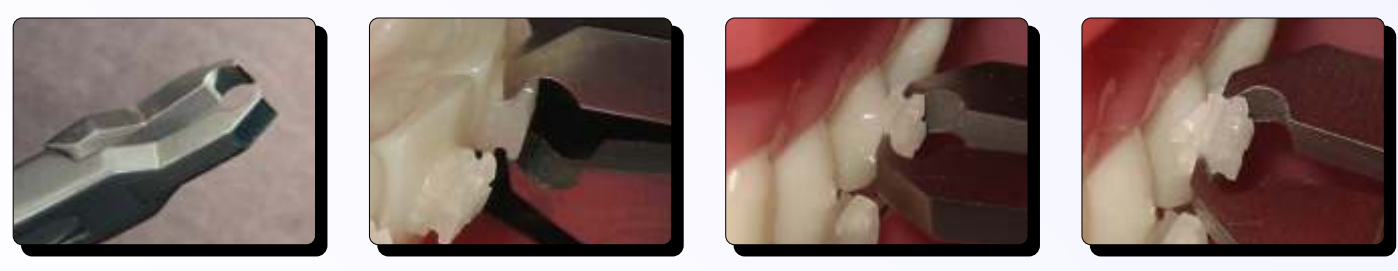
**MBT Prescription**

Mandibular Arch	Torq.	Ang.	Width	R/L	.018" Slot	.022" Slot
22 Lower Anterior	-6°	0°	.110"	U	BTE-M8-119	BTE-M2-119
				R	BTE-M8-120	BTE-M2-120
33 Cuspid with hook	-6°	+3°	.130"	R	BTE-M8-121	BTE-M2-121
				L	BTE-M8-122	BTE-M2-122
33 Cuspid with hook	-6°	+3°	.130"	R	BTE-M8-123	BTE-M2-123
				L	BTE-M8-124	BTE-M2-124
33 Cuspid	-6°	+3°	.130"	R	BTE-M8-125	BTE-M2-125
				L	BTE-M8-126	BTE-M2-126
33 Cuspid	0°	+3°	.130"	R	BTE-M8-127	BTE-M2-127
				L	BTE-M8-128	BTE-M2-128
44 1" Bicuspids with hook	-12°	+2°	.130"	R	BTE-M8-129	BTE-M2-129
				L	BTE-M8-130	BTE-M2-130
44 1" Bicuspids	-12°	+2°	.130"	R	BTE-M8-131	BTE-M2-131
				L	BTE-M8-132	BTE-M2-132
55 2" Bicuspids with hook	-17°	+2°	.130"	R	BTE-M8-133	BTE-M2-133
				L	BTE-M8-134	BTE-M2-134
55 2" Bicuspids	-17°	+2°	.130"	R	BTE-M8-135	BTE-M2-135
				L	BTE-M8-136	BTE-M2-136

\*The Modern Orthodontics version of the McLaughlin, Bennett, and Trevisi system is not implied to be an exact version of any other system, nor do we claim any endorsement of Doctors McLaughlin, Bennett, and Trevisi.



Bonds & De-Bonds Just Like A Metal Bracket



De-bonding tool to be used | Wrong method of De-bonding | Grasp the brackets on the mesio-distal side close to the tooth | Twist the bracket 90° clockwise to safely remove the bracket