




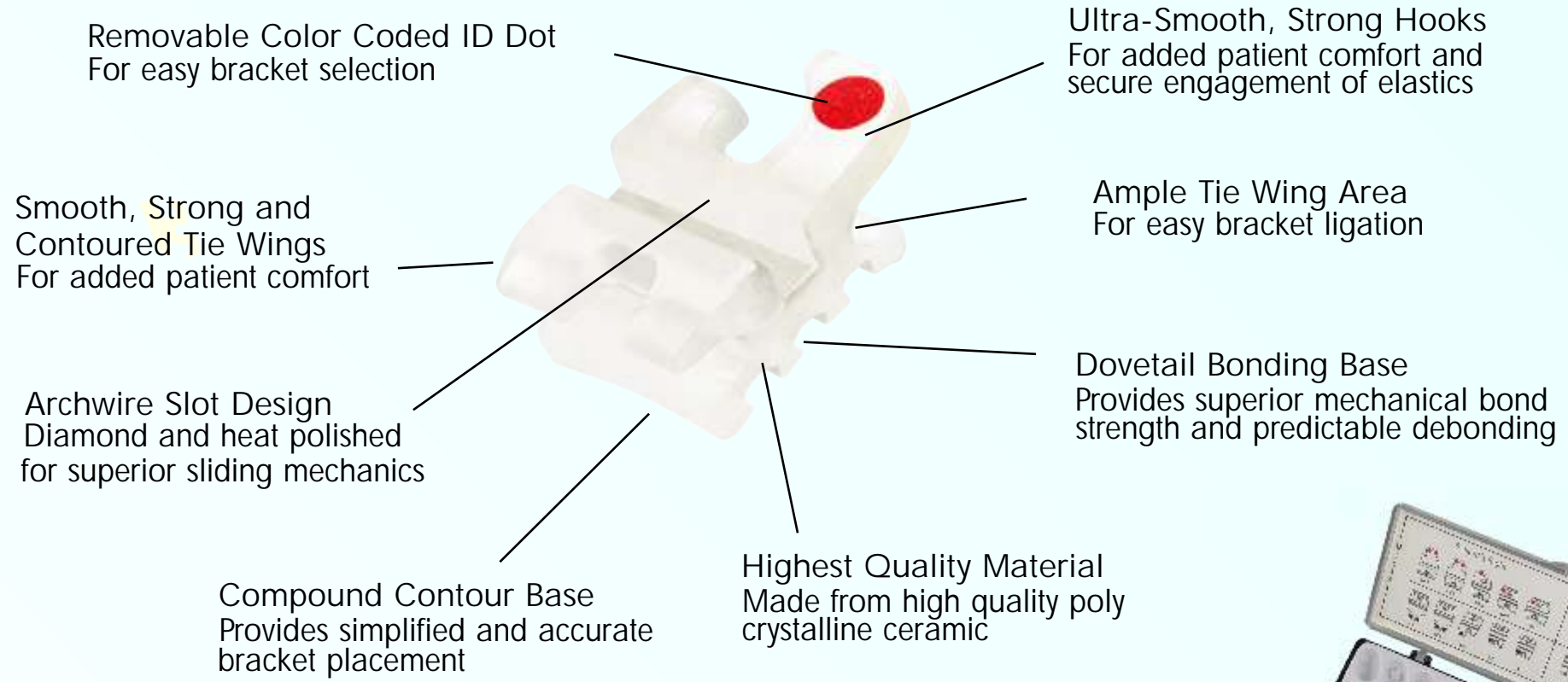
Purity™

Ceramic Bracket System
Compare to
Illusion Plus™ by Ortho Organizers
Eclipse™ by Masel, Reflections™ by Ortho Technology



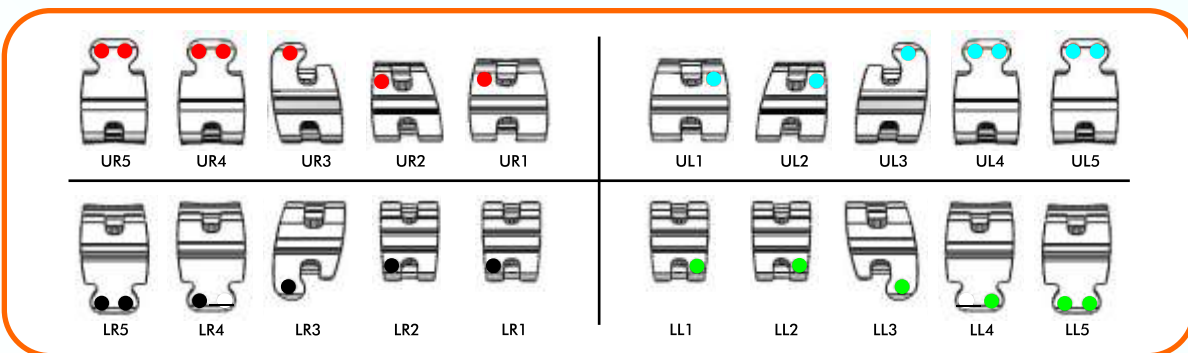
Poly-Crystalline Ceramic bracket system That Combines.....

- 99.99% Pure Alumina
Extremely resistant to slot wear cracking and fracturing
- Dove Tail Grooves for pure mechanical bonding
- Translucent for pleasing aesthetics
Disappears on the tooth



Purity™

Ceramic Bracket System
Compare to
Illusion Plus™ by Ortho Organizers
Eclipse™ by Masel, Reflections™ by Ortho Technology



E-mail : modortho@gmail.com

Website : www.modortho.com

Purity™

Roth Prescription						
▲ Maxillary Arch						
	Torq.	Ang.	Width	R/L	.018" Slot	.022" Slot
1 1 Central	+12°	+5°	.155"	R	BTP-R8-001	BTP-R2-001
				L	BTP-R8-002	BTP-R2-002
2 2 Lateral	+8°	+9°	.133"	R	BTP-R8-003	BTP-R2-003
				L	BTP-R8-004	BTP-R2-004
3 3 Cuspid with hook	0°	+11°	.131"	R	BTP-R8-005	BTP-R2-005
				L	BTP-R8-006	BTP-R2-006
3 3 Cuspid	0°	+11°	.131"	R	BTP-R8-007	BTP-R2-007
				L	BTP-R8-008	BTP-R2-008
4 4 Bicuspids	-7°	0°	.130"	U	BTP-R8-009	BTP-R2-009
				R	BTP-R8-010	BTP-R2-010
				L	BTP-R8-011	BTP-R2-011

Patient Kits		Catalog Numbers	
Description		.018" Slot	.022" Slot
Upper/Lower 5x5 No Hooks		BKP-R8-100	BKP-R2-100
Upper/Lower 5x5 Hooks on Cuspids		BKP-R8-102	BKP-R2-102
Upper/Lower 5x5 Hooks 3, 4 & 5		BKP-R8-104	BKP-R2-104
Upper/Lower 3x3 Hooks, 3		BKP-R8-106	BKP-R2-106
Upper/Lower 3x3 No Hooks		BKP-R8-108	BKP-R2-108

Roth Prescription						
▼ Mandibular Arch						
	Torq.	Ang.	Width	R/L	.018" Slot	.022" Slot
2 2 Lower Anterior	0°	0°	.110"	U	BTP-M8-015	BTP-M2-015
3 3 Cuspid with hook	-11°	+5°	.133"	R	BTP-M8-016	BTP-M2-016
				L	BTP-M8-017	BTP-M2-017
3 3 Cuspid	-11°	+5°	.133"	R	BTP-M8-018	BTP-M2-018
				L	BTP-M8-019	BTP-M2-019
4 4 1" Bicuspids	-17°	0°	.133"	U	BTP-M8-020	BTP-M2-020
4 4 1" Bicuspids with hook	-17°	0°	.133"	R	BTP-M8-021	BTP-M2-021
				L	BTP-M8-022	BTP-M2-022
5 5 2" Bicuspids	-22°	0°	.133"	U	BTP-M8-026	BTP-M2-026
5 5 2" Bicuspids with hook	-22°	0°	.133"	R	BTP-M8-027	BTP-M2-027
				L	BTP-M8-028	BTP-M2-028

*The Modern Orthodontics version of the Roth is not implied to be an exact version of any other system, nor do we claim any endorsement of Dr. Roth.

MBT Prescription						
▲ Maxillary Arch						
	Torq.	Ang.	Width	R/L	.018" Slot	.022" Slot
1 1 Central	+17°	+4°	.155"	R	BTP-M8-103	BTP-M2-103
				L	BTP-M8-102	BTP-M2-102
2 2 Lateral	+10°	+8°	.133"	R	BTP-M8-105	BTP-M2-105
				L	BTP-M8-104	BTP-M2-104
3 3 Cuspid with hook	0°	+9°	.131"	R	BTP-M8-107	BTP-M2-107
				L	BTP-M8-106	BTP-M2-106
3 3 Cuspid	0°	+9°	.131"	R	BTP-M8-109	BTP-M2-109
				L	BTP-M8-108	BTP-M2-108
3 3 Cuspid with hook	-7°	+9°	.131"	R	BTP-M8-111	BTP-M2-111
				L	BTP-M8-110	BTP-M2-110
3 3 Cuspid	-7°	+9°	.131"	R	BTP-M8-113	BTP-M2-113
				L	BTP-M8-112	BTP-M2-112
4 4 Bicuspids with hook	-7°	0°	.130"	R	BTP-M8-115	BTP-M2-115
				L	BTP-M8-114	BTP-M2-114
4 4 Bicuspids	-7°	0°	.130"	U	BTP-M8-117	BTP-M2-117

Patient Kits		Catalog Numbers	
Description		.018" Slot	.022" Slot
Upper/Lower 5x5 No Hooks		BKP-M8-100	BKP-M2-100
Upper/Lower 5x5 Hooks on Cuspids		BKP-M8-102	BKP-M2-102
Upper/Lower 5x5 Hooks 3, 4 & 5		BKP-M8-104	BKP-M2-104
Upper/Lower 3x3 Hooks, 3		BKP-M8-106	BKP-M2-106
Upper/Lower 3x3 No Hooks		BKP-M8-108	BKP-M2-108

MBT Prescription						
▼ Mandibular Arch						
	Torq.	Ang.	Width	R/L	.018" Slot	.022" Slot
2 2 Lower Anterior	0°	0°	.110"	U	BTP-M8-119	BTP-M2-119
3 3 Cuspid with hook	-6°	+3°	.133"	R	BTP-M8-121	BTP-M2-121
				L	BTP-M8-120	BTP-M2-120
3 3 Cuspid	-6°	+3°	.133"	R	BTP-M8-123	BTP-M2-123
				L	BTP-M8-122	BTP-M2-122
3 3 Cuspid with hook	-6°	+3°	.133"	R	BTP-M8-125	BTP-M2-125
				L	BTP-M8-124	BTP-M2-124
3 3 Cuspid	0°	+3°	.133"	R	BTP-M8-127	BTP-M2-127
				L	BTP-M8-126	BTP-M2-126
4 4 1" Bicuspids with hook	-12°	+2°	.133"	R	BTP-M8-129	BTP-M2-129
				L	BTP-M8-128	BTP-M2-128
4 4 1" Bicuspids	-12°	+2°	.133"	R	BTP-M8-131	BTP-M2-131
				L	BTP-M8-130	BTP-M2-130
5 5 2" Bicuspids with hook	-17°	+2°	.133"	R	BTP-M8-133	BTP-M2-133
				L	BTP-M8-132	BTP-M2-132
5 5 2" Bicuspids	-17°	+2°	.133"	R	BTP-M8-135	BTP-M2-135
				L	BTP-M8-134	BTP-M2-134

*The Modern Orthodontics version of the McLaughlin, Bennett, and Trevisi system is not implied to be an exact version of any other system, nor do we claim any endorsement of Doctors McLaughlin, Bennett, and Trevisi.

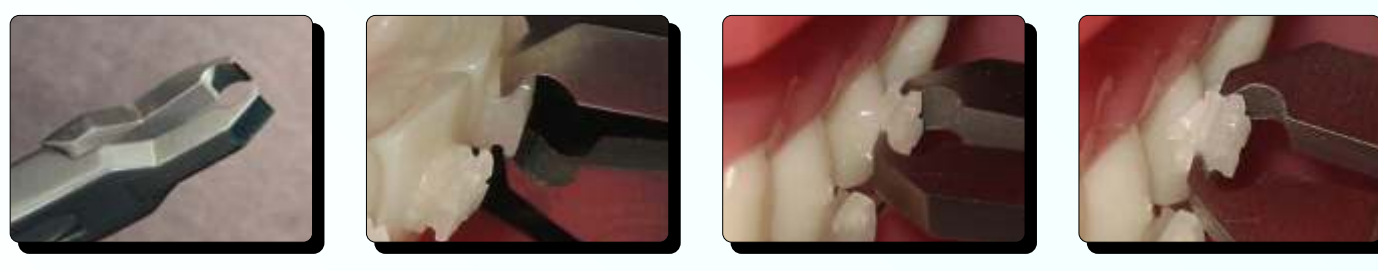
Standard Edgewise Prescription						
▲ Maxillary Arch						
	Torq.	Ang.	Width	R/L	.018" Slot	.022" Slot
1 1 Central	0°	0°	.155"	R	BTP-E8-401	BTP-E2-401
				L	BTP-E8-402	BTP-E2-402
2 2 Lateral	0°	0°	.133"	R	BTP-E8-403	BTP-E2-403
				L	BTP-E8-404	BTP-E2-404
3 3 Cuspid	0°	0°	.131"	R	BTP-E8-405	BTP-E2-405
				L	BTP-E8-406	BTP-E2-406
3 3 Cuspid with hook	0°	0°	.131"	R	BTP-E8-407	BTP-E2-407
				L	BTP-E8-408	BTP-E2-408
4 4 Bicuspids	0°	0°	.130"	U	BTP-E8-409	BTP-E2-409
				R	BTP-E8-411	BTP-E2-411
				L	BTP-E8-410	BTP-E2-410
4 4 Bicuspids with hook	0°	0°	.130"	R	BTP-E8-413	BTP-E2-413
				L	BTP-E8-412	BTP-E2-412

Patient Kits		Catalog Number	
Description		.018" Slot	.022" Slot
Upper/Lower 5x5 No Hooks		BKP-E8-100	BKP-E2-100
Upper/Lower 5x5 Hooks on Cuspids		BKP-E8-102	BKP-E2-102
Upper/Lower 5x5 Hooks 3, 4 & 5		BKP-E8-104	BKP-E2-104
Upper/Lower 3x3 Hooks, 3		BKP-E8-106	BKP-E2-106
Upper/Lower 3x3 No Hooks		BKP-E8-108	BKP-E2-108

Standard Edgewise Prescription						
▼ Mandibular Arch						
	Torq.	Ang.	Width	R/L	.018" Slot	.022" Slot
2 2 Lower Anterior	0°	0°	.110"	U	BTP-E8-409	BTP-E2-409
3 3 Cuspid	0°	0°	.133"	R	BTP-E8-411	BTP-E2-411
				L	BTP-E8-410	BTP-E2-410
3 3 Cuspid with hook	0°	0°	.133"	R	BTP-E8-413	BTP-E2-413
				L	BTP-E8-412	BTP-E2-412
4 4 Bicuspids	0°	0°	.133"	U	BTP-E8-415	BTP-E2-415
				R	BTP-E8-417	BTP-E2-417
				L	BTP-E8-416	BTP-E2-416
4 4 Bicuspids with hook	0°	0°	.133"	R	BTP-E8-419	BTP-E2-419
				L	BTP-E8-418	BTP-E2-418



Bonds & De-Bonds Just Like A Metal Bracket



De-bonding tool to be used

Wrong method of De-bonding

Grasp the brackets on the mesio-distal side close to the tooth

Twist the bracket 90° clockwise to safely remove the bracket